

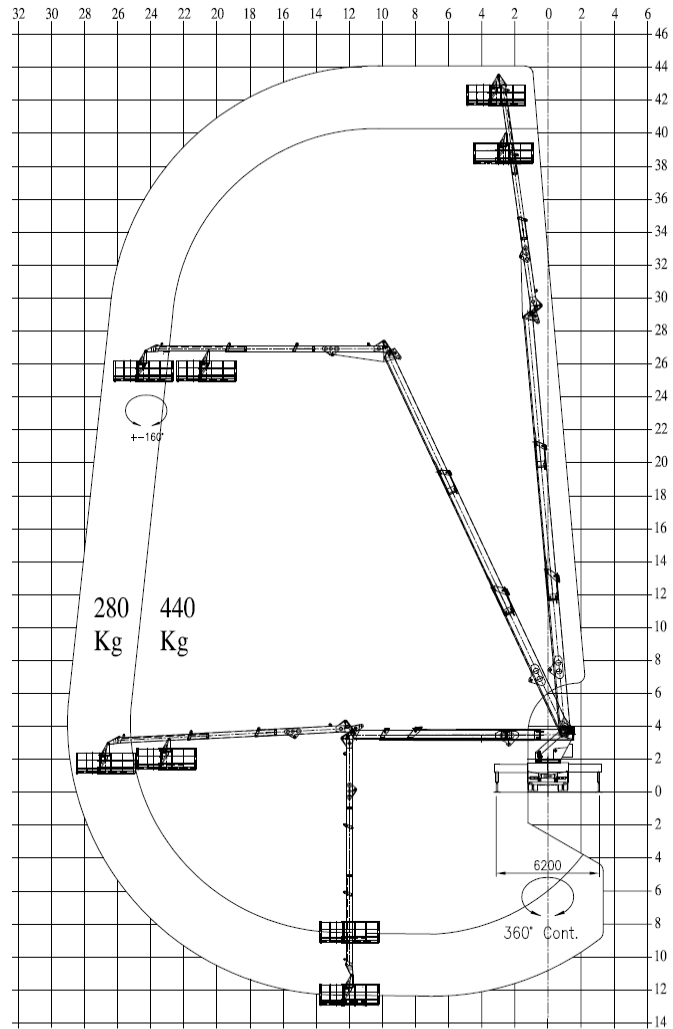


40M Tower AP 44/29





40M Tower AP 44/29



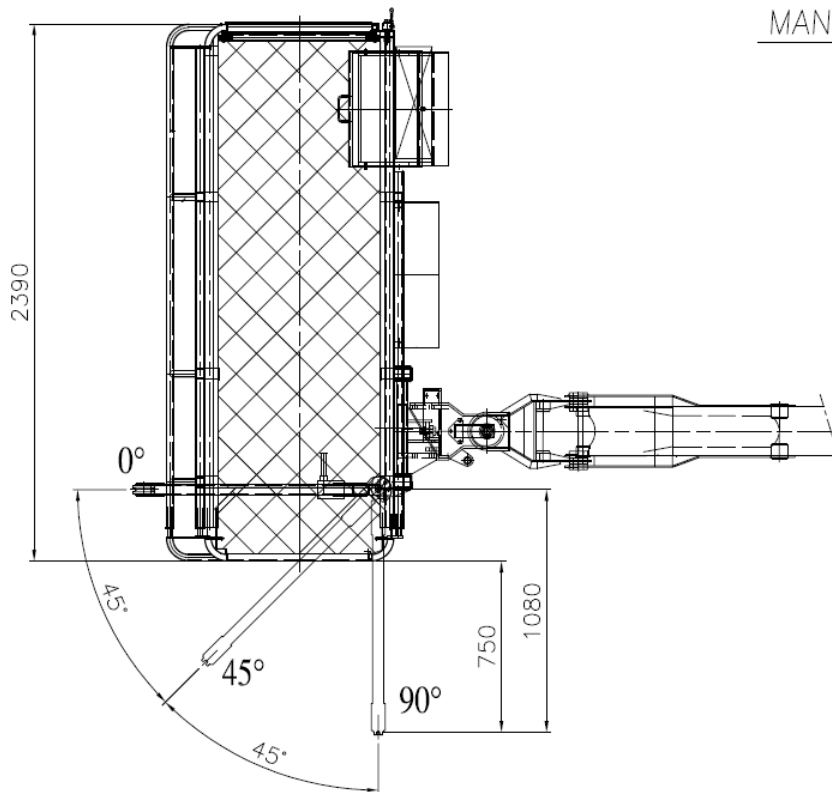
PLATFORM CAPACITY :
280 Kg / 440 Kg



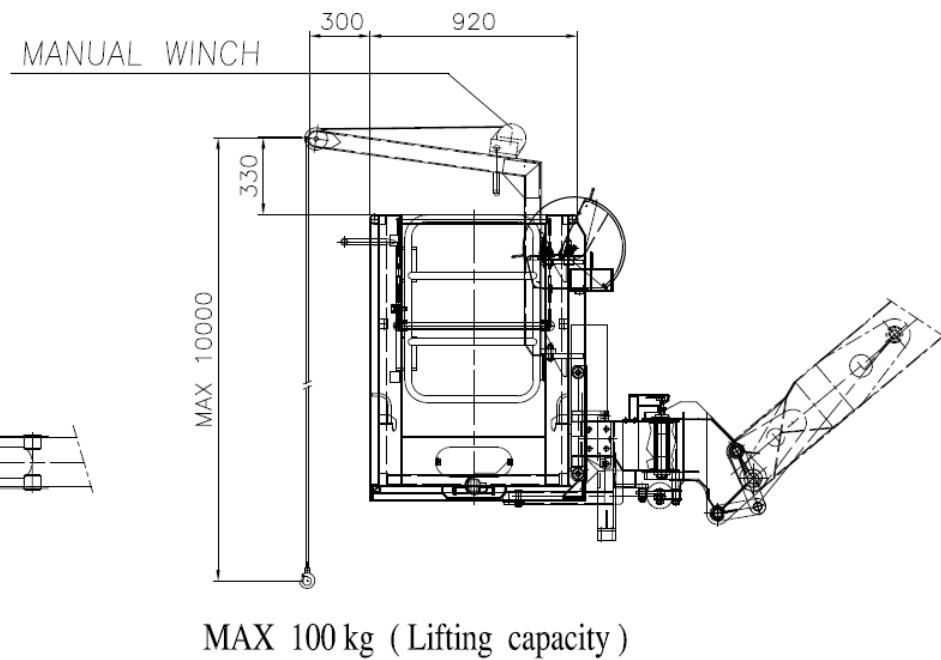
40M Tower AP 44/29

Material Handing Crane

PLAN VIEW



SIDE VIEW





40M Tower AP 44/29

Technical Data

MANUFACTURER:	BARIN S.r.L.
EQUIPMENT MODEL:	AP 60/32 J2
MANUFACTURE NUMBER:	328
TOTAL WEIGHT OF EQUIPPED UNIT IN ROAD TRANSPORT POSITION:	33500 kg
ROAD OVERALL DIMENSIONS:	12400 x 2500 x 4150 mm.
MAX. WORKING HEIGHT:	60 m.
MAX. PLATFORM DECK HEIGHT:	58 m.
MAX. WORKING OUTREACH:	32 m.
MAX. PLATFORM PAYLOAD:	250 kg (2 persons + 90 kg of equipment) 400 kg (4 persons + 80 kg of equipment) 520 kg (6 persons + 40 kg of equipment)
MAX. PLATFORM SIZES:	3600x900x1100 mm.
PLATFORM ROTATION:	90° Right / 90° Left
TURRET ROTATION:	360° continuous
MAX. ADMITTED WIND SPEED :	12.5 m/s
MAX. ADMITTED MANUAL FORCE ON PLATFORM:	40 daN
MAX. ADMITTED INCLINATION OF CHASSIS BASE FRAME FOR OPERATION:	+/- 2%
VOLTAGE OF ELECTRIC CIRCUIT:	24V DC
MAX. PRESSURE OF HYDRAULIC CIRCUIT:	240 bar
INFLATING PRESSURE OF CHASSIS TIRES (COLD TIRES):	
- SIZE 385/55 R22.5	8 bar
- SIZE 295/80 R22.5	8 bar
MAX. GROUND LOAD UNDERNEATH THE STABILIZING CYLINDERS:	25500 kg
MAX. GROUND PRESSURE UNDERNEATH THE DISTRIBUTION PLATES:	7 kg/cm2